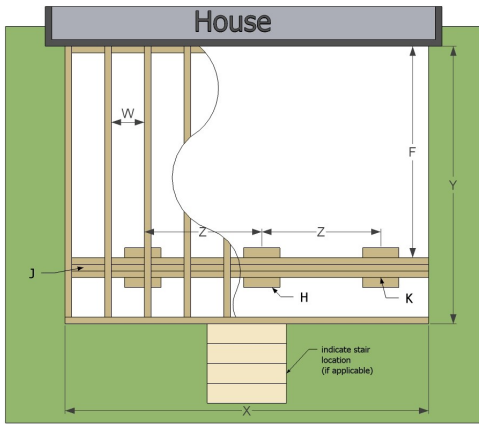
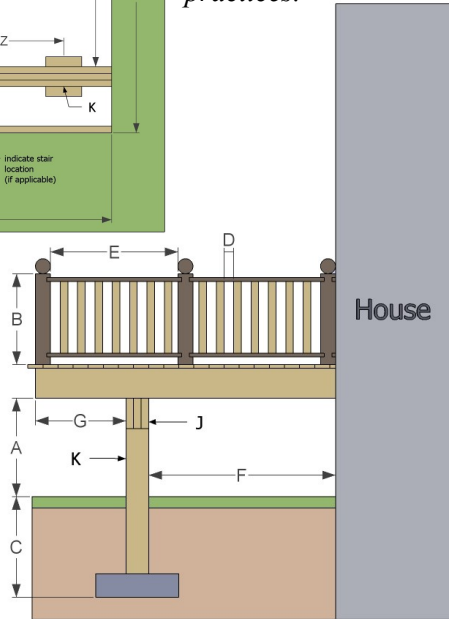


Example Deck Construction Plan

Indicate construction details outlined in the plan and elevation below. Also, please indicate the location of the deck on the site plan.



Note: Decks shall be constructed to meet the minimum code requirements using good construction practices.



Note: Size and height above grade will determine if supports must be below grade or if deck must be attached to dwelling.

Please provide dimensional information (use diagrams as a guide)			
A	Height above finished ground level (floor joist)	H	Column Footing Size
B	Height of guard	J	Beam Size
C	Footing Depth below grade for frost protection - 4 ft minimum	K	Column supporting beam—minimum column 6 in x 6 in
D	Openings in the guard - maximum 3 in around pool	W	Joist size and spacing
E	Distance between posts - maximum 8 ft apart	X	Deck width
F	Span of floor joist	Y	Deck length
G	Cantilever (if applicable)	Z	Distance between columns

Frequently Asked Questions

What do I need to apply for a permit?

You will need to submit with a completed permit application form to the Municipality or apply in person

- Dimensions of the pool including above ground or in ground
- Dimensions of the enclosure including materials
- Site plan showing the proposed location of the pool and enclosure in relation to any other buildings on the property, the property lines and watercourses
- Applicable fees

Do I require a permit for an inflatable pool?

Yes, a permit is required for an inflatable pool that is capable of containing 24 inches or more of water. This is determined by the specifications of the pool.

How much will my permit cost?

The permit fee to construct or locate a swimming pool including required fencing is \$50.00.

Do I need to call for inspections?

Yes, when the project is complete, you are required to call for final inspection. The pool, fence and gate must be installed prior to this inspection.

How long will it take to get a permit?

Once we are in receipt of a complete application, every effort is made to issue your permit within 5-10 business days. You may call any time to inquire about the status of your application. Please remember to have your application number when making inquiries or submitting additional information.

Do I require a fence if I build a deck around my pool?

All swimming pools or the yard or deck in which a swimming pool is accessed, shall be completely enclosed by an enclosure. Doors or gates shall be self-latching. If you are installing a deck, that will give direct access to the pool, both the Pool By-Law and the National Building Code Regulation requirements must be met.

Where do I go to make an application?

Applications can be made at the Municipal office located at: 181 Coldbrook Village Park Dr. Coldbrook, NS

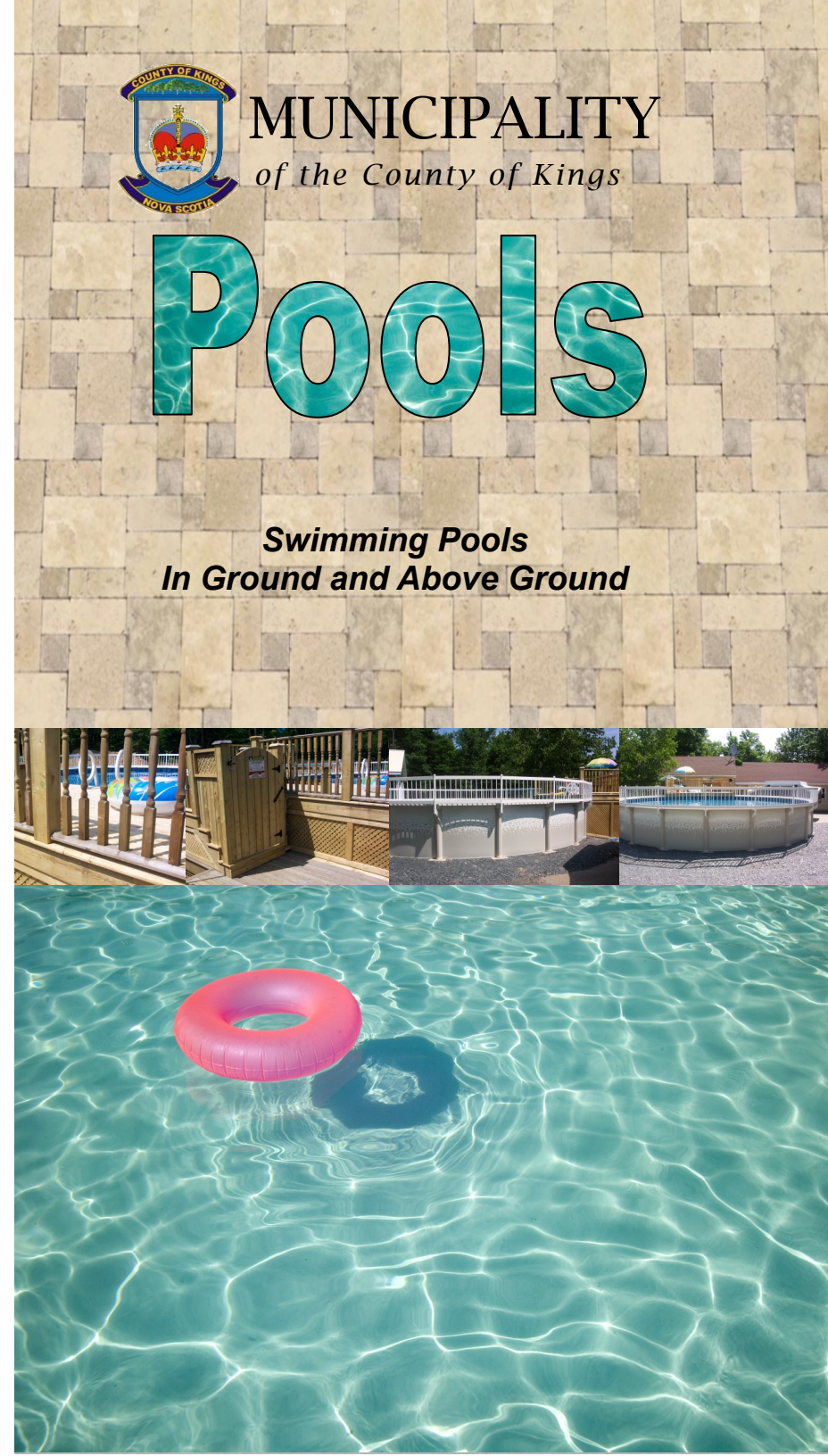
How do I book an inspection?

An inspection can be requested by calling 902-690-6152 or by email at inspections@countyofkings.ca



MUNICIPALITY of the County of Kings

Visit our website at www.countyofkings.ca



Residents locating or constructing a pool on their property in the Municipality of the County of Kings are required to obtain a permit. In obtaining a permit, details of the pool, fencing and security (ie: gates and latching devices) must be identified.

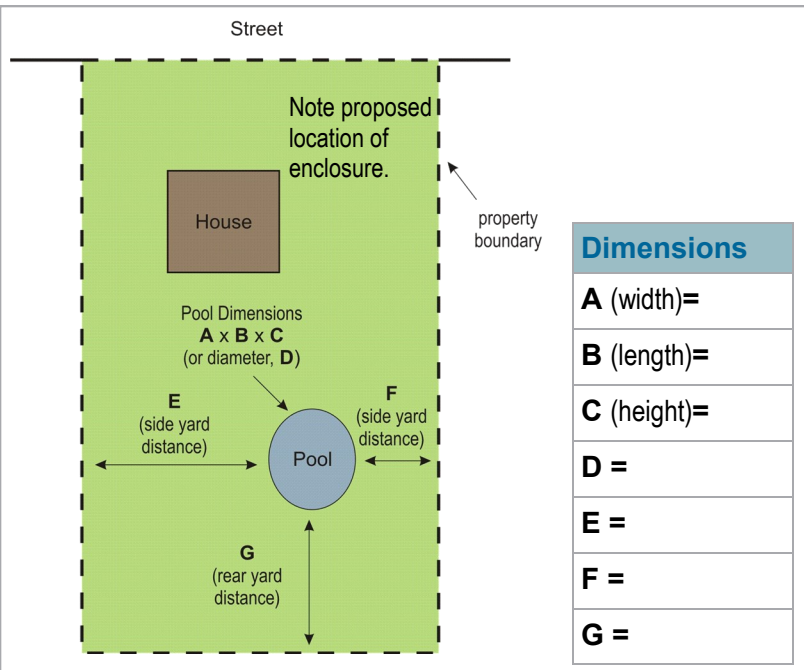
Definition

A swimming pool is defined in By-Law 73 as *any tank, or body of water maintained or used or which may be used for swimming purposes whether above or in ground and which has any depth of water greater than twenty-four (24) inches, other than an existing natural body of water or stream; and this meaning shall be taken to include a swimming pool belonging to or connected with any type of multiple housing development, motel, hotel, club or similar establishment but it shall not include an irrigation or fire protection pond or fishing or duck pond.*

Therefore the Swimming Pool By-Law applies to all pools that are capable of containing water to a depth of 24 inches. **This includes inflatable pools.**

Example Site Plan

Indicate the distances from your property boundary to the proposed pool including the location and height of the enclosing fence and decking that is existing or being constructed that will give access to the pool.



Fences and Enclosures

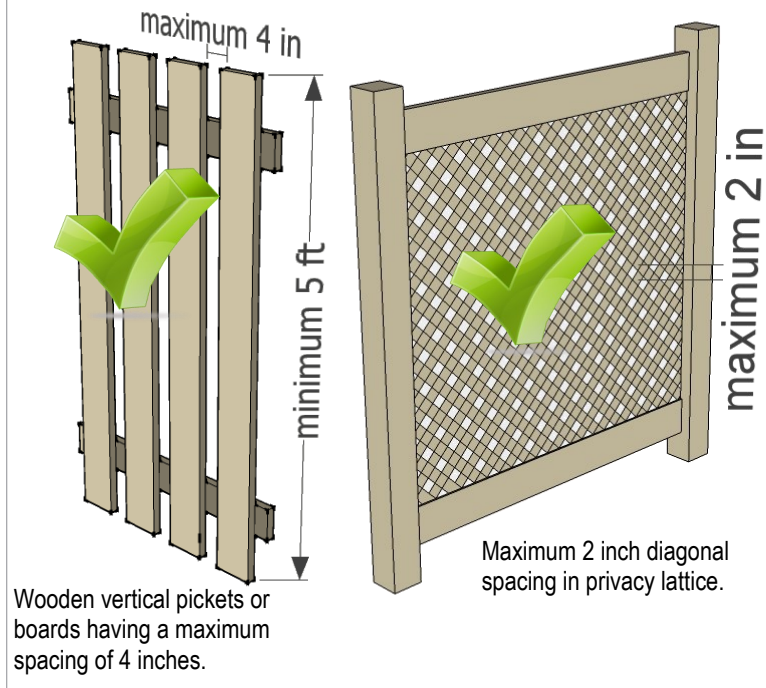
All swimming pools shall be completely enclosed by a minimum 5 foot high fence. The fence shall be constructed so that it does not facilitate climbing, therefore framing must be on the inside of the enclosure. Note: Land Use By-Law regulates maximum fencing height, please inquire with a Development Officer.

Please note space between rails on vertical fence boards can not exceed 4 inches, chain link (maximum 2 inch spacing and privacy lattice (maximum 2 inch spacing) have been determined to meet the above requirements. No part of the enclosure shall be closer than four (4) feet to the edge of the swimming pool, unless, in the case of an aboveground pool, the exterior edge of the pool may be used as part of the enclosure. Attaching the fence to the side of a pool is not an option for inflatable pools.

Fence Construction


Indicate the type of fence construction to be used.

Permitted Fence Types



Please note that all diagrams and sketches are for example purposes only and may not represent building code requirements.

Unacceptable Fence Types



Horizontal boards are not permitted as this type of fence is climbable.

Note: Existing property enclosures may be sufficient as a pool enclosure, provided all the requirements of the Swimming Pool By-Law are met.

Automatic Latches

Gates must be self-latching and placed at the top and interior side of the enclosure. The illustrations below show examples that meet these requirements.

Automatic Latches

Identify type of latches to be incorporated.

Latches

