

# Northern Kings Multi-Activity Park Project A Multi-Generational Community Design



County of Kings Presentation  
February 20, 2018

# Northern Kings Multi-Activity Park Partnership

## **Project Partners:**

Northeast Kings Education Centre Home & School Association

Canning District Recreation Commission

Village of Canning

Northeast Kings Education Centre Students & Staff

Interested Citizens

## Presenter Introductions:

Students: Zoe Smith, Bethany Pearl & Gavin Ennis

Greg Fox- Project Chair & NKEC Vice-Principal

Denise Rand- NKEC Home & School Association Chair

## Project Goals:

- Construct a Multi-Generational Play and Fitness Structure
- Promote inclusive & accessible physical activity and participation
- Increase community engagement and citizen participation
- Provide full community access
- Increase intergenerational play, fitness & social interaction
- Increase community recreation programming opportunities for children, adolescents, teenagers, adults and senior citizens
- Further promote unstructured free play opportunities for youth

# Project Needs Assessment:


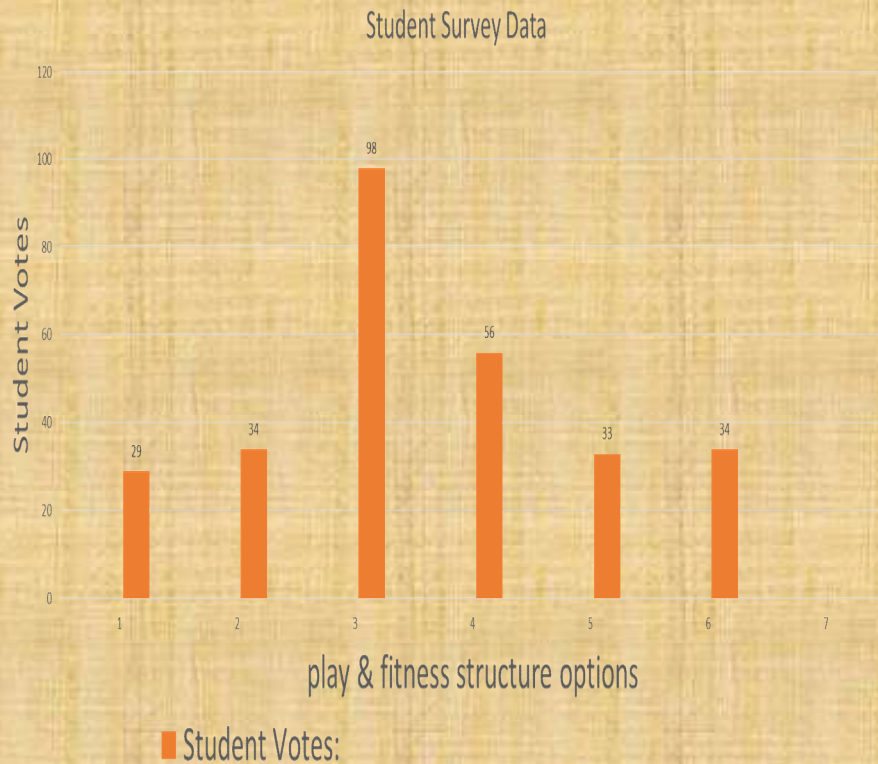
- Review of current exterior play and fitness equipment
- Review play and fitness structure selection process
- Review student survey data and requests for additional facility equipment
- Review of public/community consultation process and feedback

# Needs Assessment Continued: Current Exercise Equipment



# Student Data:

- Top 5 student choices for play structure options students grades 6-12:
- Student recommended a specific exercise structure option
- Options for accessible use- special needs options a priority



# Needs Assessment Continued: Community Feedback

- Community Priorities from public consultation:
  - Full dawn to dusk access
  - Secure, Clean, Accessible & Lit Environment
  - Accessible features for adults with special needs
  - Adult exercise features
  - Proximity to other recreational infrastructure- walking trails & sport fields
  - Accessible via paved sidewalk system

## Area 1: Accessible Features



**PlayPower**   
70 Years Serving Canada

**CAN170289A - View 1**  
**Northeast Kings Education Centre**  
**Canning, NS**

  
**Play Structures**

## Area 2: Balance, Agility & Free Play Features



**PlayPower**   
70 Years Serving Canada

**CAN170289A - View 2**  
**Northeast Kings Education Centre**  
**Canning, NS**

 **Miracle**

## Area 3: Exercise & Fitness Features



**PlayPower**   
70 Years Serving Canada

**CAN 170289A - View 3**  
**Northeast Kings Education Centre**  
**Canning, NS**

 **Miracle**

# Project Benefits:

- Meaningful multigenerational physical activity opportunities
- Increased quality of life for all individuals the Multi-Activity Park will serve
- Everyone, regardless of their household income, will have equal access to activity equipment
- Unstructured play will result in friendships, allow children to develop support networks, and thereby improving their ability to manage interpersonal conflicts
- Unstructured play is essential in healthy youth development and contributes to physical, social, emotional, and cognitive well being
- Physical activity becomes part of daily culture and results in increased physical activity

# Project Expenditures:

## Northern Kings Multi-Activity Park Finances

### Expenditures

Cost Breakdown of Multi-Activity Park – based on estimate for 2018 installation (business estimate can be provided upon request)

Total Cost: \$120,427.59

#### Area 1 – Inclusive Swing & Spinner

Site Preparation	\$2,100.00	
Playground Equipment Supply & Installation	11,870.25	
Poured in Place Rubber Surfacing	25,200.00	
Site Restoration	2,100.00	
<b>Total Area 1</b>		<b>\$41,270.25</b>

#### Area 2 – Climber

Site Preparation	\$2,100.00	
Playground Equipment Supply & Installation	24,116.40	
Kid Timber Supply & Installation	3,118.50	
Filter Fabric Supply & Installation	866.25	
Pea Stone Supply & Installation	3,465.00	
Site Restoration	2,100.00	
<b>Total Area 2</b>		<b>\$35,766.15</b>

#### Area 3 – Fitness Equipment

Site Preparation	\$2,100.00	
Equipment Supply & Installation	16,983.75	
Kid Timber Supply & Installation	2,404.50	
Filter Fabric Supply & Installation	577.50	
Pea Stone Supply & Installation	2,205.00	
Site Restoration	2,100.00	
<b>Total Area 3</b>		<b>\$26,370.75</b>

#### Area 4 – Signage

<b>Total Area 4</b>		<b><u>\$ 1,312.50</u></b>
---------------------	--	---------------------------

**Total Cost** **\$104,719.65**

**Total Cost including HST** **\$120,427.59**

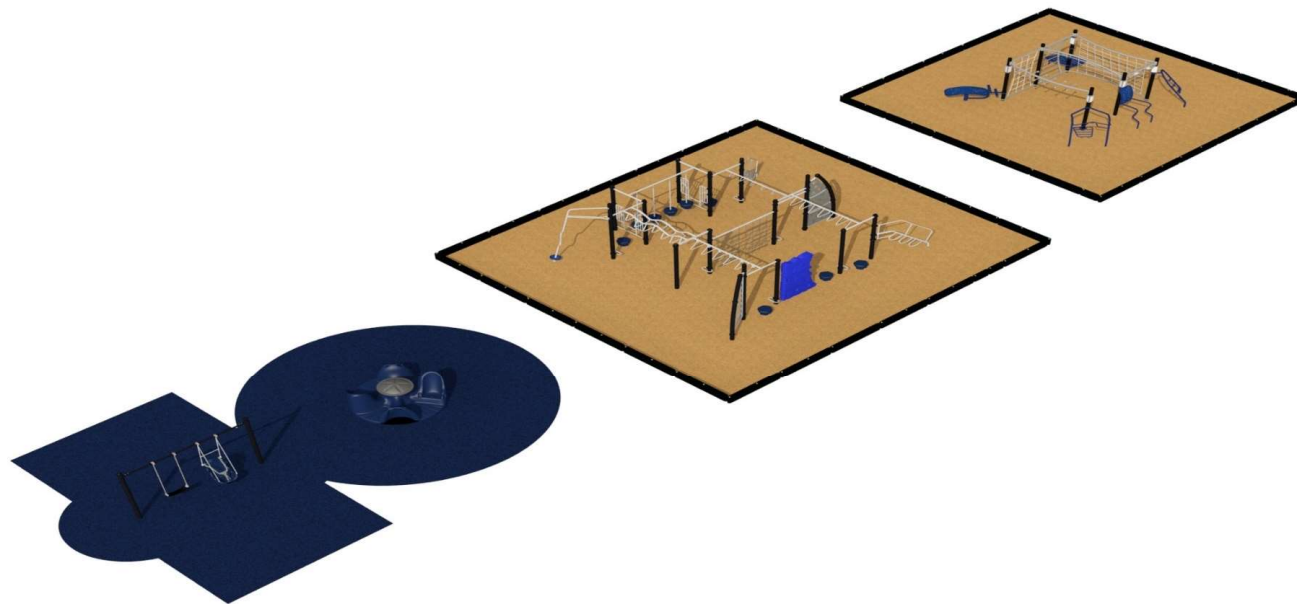
# Project Revenues:

## Revenues

Source of Funding	Funding Request	Amount of Funding Confirmed
Canning & District Recreation Commission		\$1,000.00
School Fundraising – Phase I		\$2,000.00
Village of Canning		\$1,000.00
Annapolis Valley Regional School Board/Options & Opportunities Class		\$6,210.00
Nova Learning Inc		\$5,000.00
Valley Credit Union		\$1,000.00
NS Dental Association Community Fund Grant		\$1,650.00
NS Provincial Recreation Grant (RFD)	\$38,000.00	
County of Kings	\$25,000.00	
Town of Kentville	\$10,000.00	
Province of Nova Scotia ACCESS-ability Grant	\$10,000.00	
School Fundraising – Phase II (ongoing)	\$19,567.59	
<b>TOTAL</b>	<b>\$120,427.59</b>	<b>\$17,860.00</b>

# Northern Kings Multi-Activity Park Layout

Park location: Northeast Kings Education Centre school grounds on west end of school property. This school ground area is visible via school surveillance system. Target construction date is August, 2018.



## Project Cost:

- Total project cost: \$120,427.59
- Financial contribution requested from the County of Kings: \$25000.00
- Total percentage of project cost requested from the County of Kings: 21%
- Total percentage of NKEC Students 6-12 from the County of Kings: 601 (68%) of student population
- Total percentage of NKEC Middle School students from the County of Kings: 96% of grade 6-8 student population (Total students=275)
  
- Total Municipal Government Funding Request- \$35,000.00
  - \$10,000.00 requested from Town of Kentville (% of total municipal request is 29%)
  - \$25,000 requested from County of Kings (% of total municipal request is 71%)

# Request for Funding:

- The Northern Kings Multi-Activity Park Committee is requesting a financial contribution of \$25000.00 from the County of Kings for the construction of this project.

Questions & Gratitude



---

# TRAILBLAZERS CAMBRIDGE ELEMENTARY

---


















































---

# THANK YOU

---



# Free Spirit Therapeutic Riding Association

---

Brittany Pulsifer, Amy MacKay and Hannah Cliche

# Our Mandate

---

- To provide a safe environment for the enhancement of physical, emotional, educational and social development through therapeutic riding, equine assisted learning and horsemanship within the Annapolis Valley.
- We work with people of all ages, exceptionalities and individuals who present with mental health concerns.
- We seek to fulfill our mandate in partnership with the medical and psychological profession, community services rehabilitation specialists, the equestrian community and others who support our mandate.

# Accessible and Unique

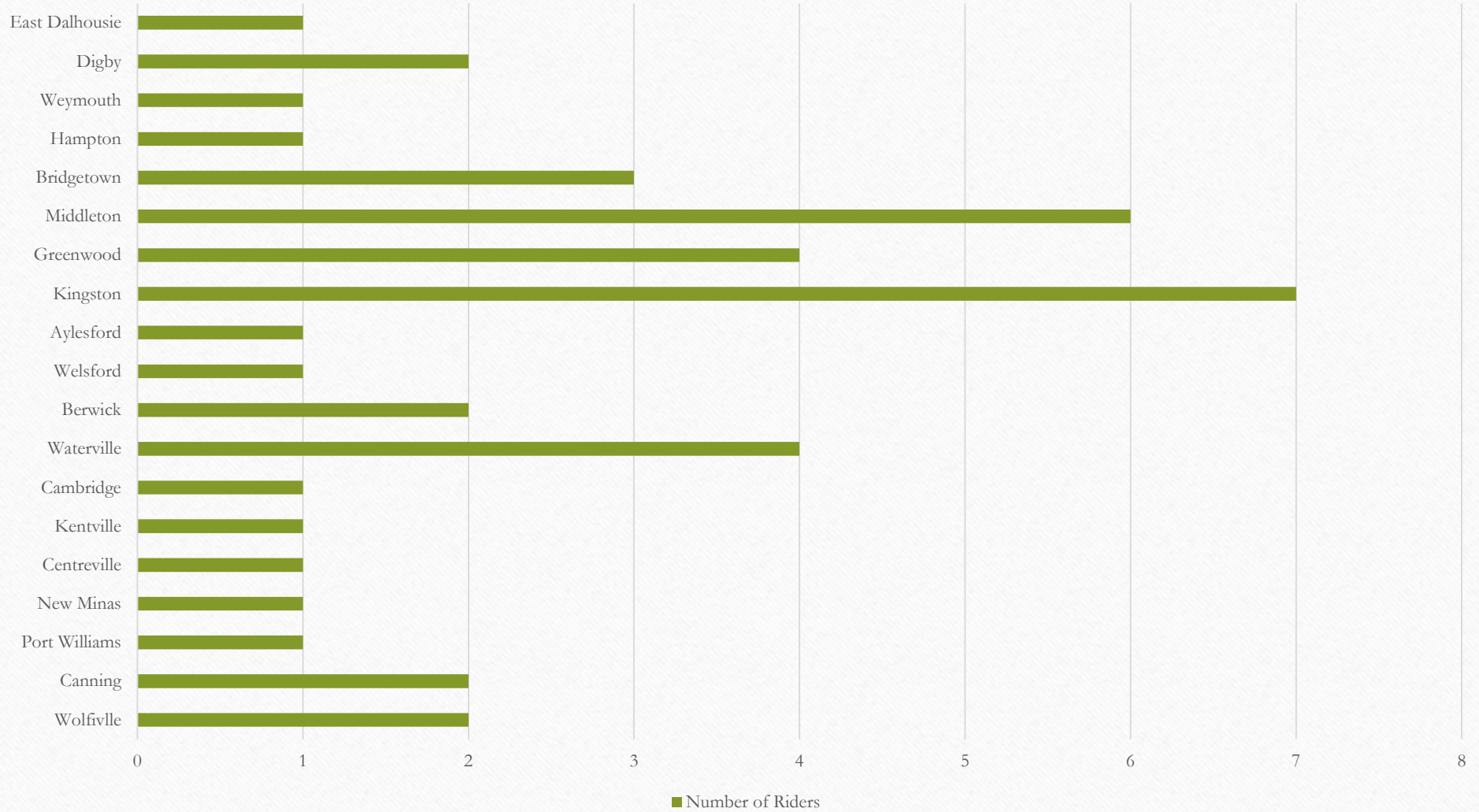
---

- Our facility is accessible to accommodate our clients who present with a range of exceptionalities including but not limited to: cerebral palsy, Down syndrome, autism, PTSD, cognitive delays, arthritis, amputation, diabetes, depression, Rett's Syndrome, chronic illness, eating disorders, paralysis, mental health concerns and spinal cord injury.
- 1 of 2 accredited facilities in Nova Scotia
- Operates out of host facility, Rohan Wood Stables

- Individualized programming
- Life skills
- Fine motor skills
- Appropriate social interactions
- Personal goals



# Where do our riders live?







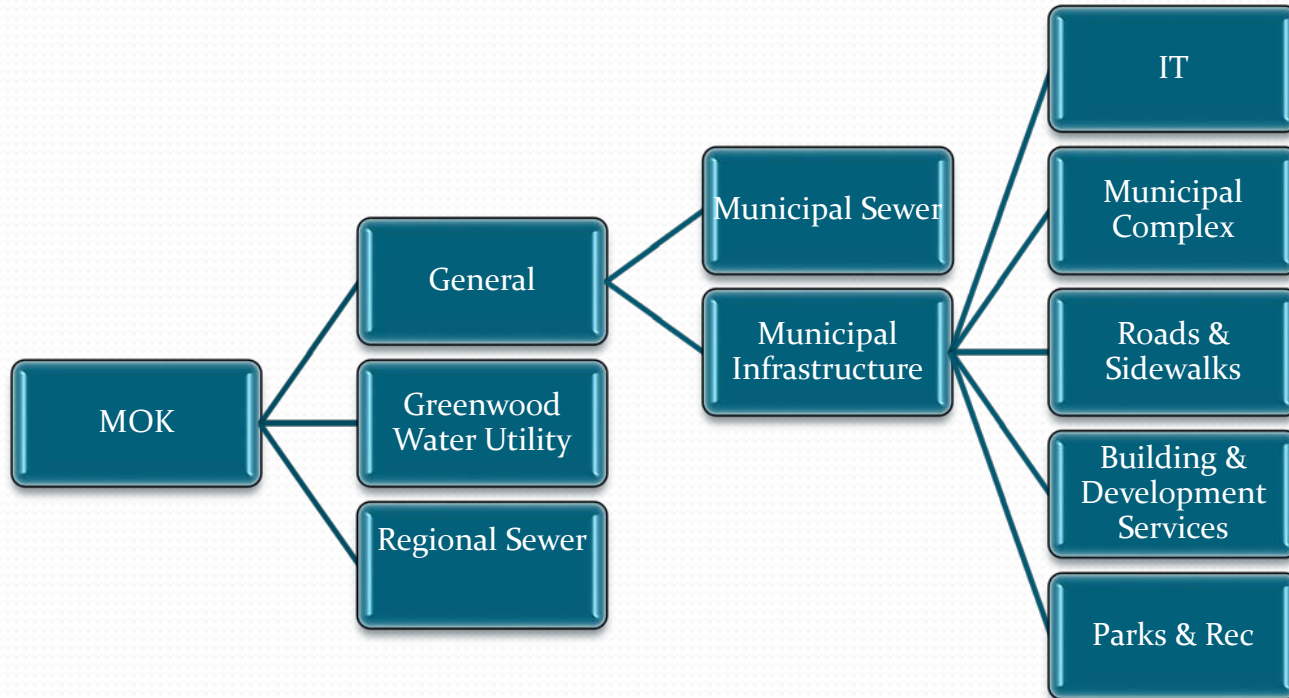


# 2018/19 CAPITAL BUDGET

Karen Kluska, CPA, CA Financial Analyst  
Committee of the Whole  
February 20, 2018

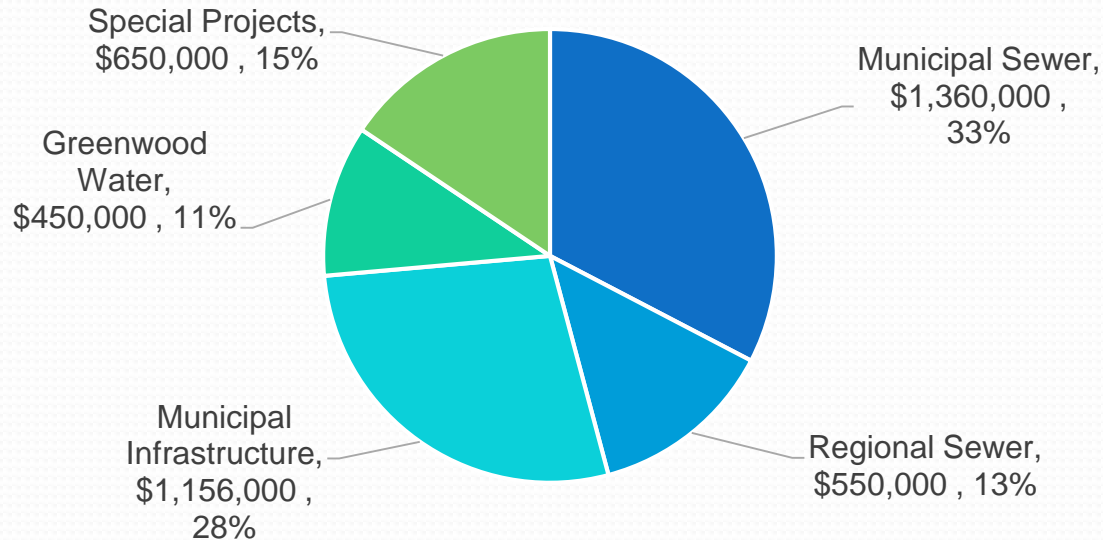


# CAPITAL BUDGET COVERAGE



# 2018/19 Capital Budget \$4,166,000

## Expenditure by Program Area



# IT PROJECTS

Network Upgrades	Replace 2 network switches	\$ 25,000
Hardware Ever-greening	Replace approx. 8% of computers, monitors. Add 10 laptops & truck mounts for EPW vehicles, and computers, phones, software etc for new positions	85,000
Records Management	Design & implementation including hardware/software	125,000
Accounting software replacement	Upgrade existing software & defer replacement	36,000
Fibre connectivity	Fibre lateral for Lab & wireless connection for Greenwood STP to connect to Municipal network through Firewall	40,000
Council Chambers Sound System	Replace sound system with comprehensive package moveable to new facility	90,000
<b>IT Project Totals</b>		<b>\$ 401,000</b>



# OTHER MUNICIPAL INFRASTRUCTURE

Sidewalk Construction	Hwy 1 in Coldbrook from George St to connect to Cambridge Sidewalk (775m)	\$ 500,000
Municipal Road Remediation	Year 1 of 3 year program to crack seal, micro-surface and patch pave the 23 km of subdivision roads owned by the Municipality	150,000
Building & Development Vehicles	Replace 2009 Toyota Corolla and add 1 new vehicle for proposed additional Fire Inspector position	55,000
Trails Development	New Kentville Ravine trail near Exit 12, plus Greenwich trail amenities	25,000
Park Facility Upgrades	Aylesford Lake Beach - install swings, Black River Lake - extend docks, and updated signage for all facilities after branding	25,000
<b>Total Other Municipal Infrastructure</b>		<b>\$ 755,000</b>



# MUNICIPAL SEWER

Lift Station Replacements	Replace CB1 (1979) & CG5 (1973) pumps, electrical panels & wetwells in Cambridge & Canning	\$ 300,000
Sewer Treatment Plant Infrastructure Renewal	Desludge Waterville Septage Facility - only disposal site in county for septic tank pumping services	400,000
Sewer Collection System Line Replacements	Replace 500m gravity main - Avon St, Hants Border (1970) and 100m gravity main - Mary Ave, Centreville (1987).Extend 700m sewer in Coldbrook beneath new sidewalk project	550,000
EPW Equip & Occup Health & Safety Equip	Fall arrest equipment and railing system to be used around open lift stations/manholes	25,000
EPW Service Vehicles	Replace 2006 Ford F150 truck with 1/2 truck and replace 2009 Econoline Van with 3/4 ton truck, space cap & ladders	85,000
<b>Total Municipal Sewer</b>		<b>\$ 1,360,000</b>



# GREENWOOD WATER UTILITY

Production Well	Continue search for new well location, followed by construction of frame building, and installation of well pumping and monitoring equipment	\$ 250,000
Water Distribution System Improvements	Loop 2 sections of Fales River watermain and pave gravel driveway to treatment plant	150,000
Water System Equipment	Replace the dosing pumps and upgrade the tanks at Sandy Court. Upgrade the meter reader	50,000
	<b>Total Greenwood Water Utility</b>	<b>\$ 450,000</b>



# REGIONAL SEWER

Regional Sewer Replacement	Replace 67m (~1930) of 24" gravity sewer from River St to edge of Municipal Complex	\$ 150,000
Regional STP Aeration	Design phase related to aeration of lagoon cells 1 &2	50,000
Regional STP Headworks	Replace the ventilation ductwork in Screen Building with non-metallic materials, upgrade exhaust fans and replace water lines and install water shutoff valve	350,000
<b>Total Regional Sewer</b>		<b>\$ 550,000</b>

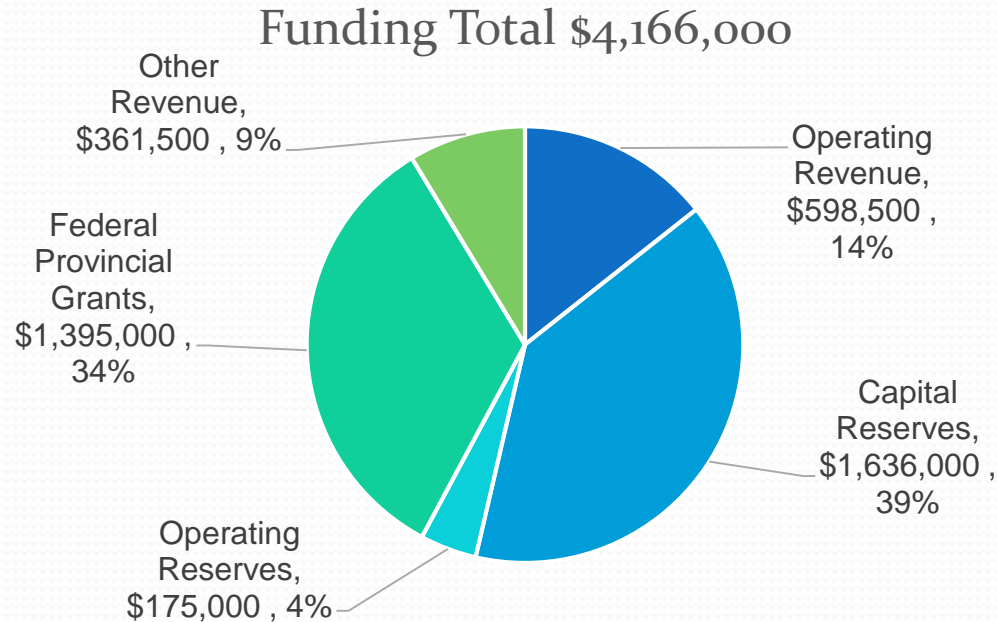


# SPECIAL OR CONTINGENT PROJECTS

Green initiatives	Feasibility study for bio-waste generator	\$ 50,000
Broadband	Business plan re: to Connect-to-Innovate grant application	100,000
Solar	Construction study re: 4MW+ solar facility at Meadowview brownfield site	182,500
Wind	Meteorological tower to gather wind data for potential farm	25,000
Light Manufacturing Park	Road alignment and light industrial development study in Cambridge area	200,000
Dyke	Placeholder contribution to Provincial project to address dyke infrastructure impacting Port Williams industrial park	62,500
J-Class Road Study	Study to evaluate condition & scoring of the 135km of J-Class roads in the Municipality	30,000
<b>Total Special/Contingent Projects</b>		<b>\$ 650,000</b>



# 2018/19 Capital Budget Funding



# 2018/19 CAPITAL BUDGET FUNDING

## Total Supported by Tax Rate

	Total	Operating Revenue	Federal/ Provincial Grants	Capital Reserves	Operating Reserves	Other Revenue
Information Technology	\$ 401,000			\$ 401,000		
Roads & Sidewalks	650,000		200,000	450,000		
Building & Dev Services	55,000			55,000		
Parks & Recreation	50,000			25,000	25,000	
Total Municipal Infrastructure	\$ 1,156,000	\$ -	\$ 200,000	\$ 931,000	\$ 25,000	\$ -
Special Projects	650,000	298,500	115,000			236,500
<b>Supported by Tax Rate</b>	<b>\$ 1,806,000</b>	<b>\$ 298,500</b>	<b>\$ 315,000</b>	<b>\$ 931,000</b>	<b>\$ 25,000</b>	<b>\$ 236,500</b>



# 2018/19 CAPITAL BUDGET FUNDING

## Total Supported by User Fees

	Total	Operating Revenue	Federal/ Provincial Grants	Capital Reserves	Operating Reserves	Other Revenue
Municipal Sewer	\$ 1,360,000	\$ -	\$ 1,080,000	\$ 155,000		\$ 125,000
Greenwood Water Utility	450,000	300,000	-		150,000	-
Regional Sewer	550,000	-	-	550,000		-
<b>Total Supported by User Fees</b>	<b>\$ 2,360,000</b>	<b>\$ 300,000</b>	<b>\$ 1,080,000</b>	<b>\$ 705,000</b>	<b>\$ 150,000</b>	<b>\$ 125,000</b>



# 2017/18 CARRY OVER PROJECTS

Projects	Estimated Budget Carryover	Federal/ Provincial Grants	Capital Reserves	Operating Reserves
New Municipal Complex	6,651,000	\$ -	\$ 6,651,000	\$ -
Cambridge Business Park	274,000		\$ 274,000	
Sidewalks	64,000		64,000	
Trails Development (Grand Pre)	72,000	72,000		
Lift Station Replacements	491,000	491,000		
Greenwood Production Well	250,000			250,000
<b>Total Estimated Carry Over</b>	<b>\$ 7,802,000</b>	<b>\$ 563,000</b>	<b>\$ 6,989,000</b>	<b>\$ 250,000</b>



# 2017/18 PROJECTS NOT STARTED ADDED TO FUTURE YEAR BUDGETS

Projects	2017/18 Budget	2018/19	2019/20	2020/21	Cancelled or Re-evalute in future
Accounting software replacement	\$ 125,000	\$ -	\$ -	\$ 125,000	\$ -
Records Management - consulting phase	25,000	25,000	-	-	
Fibre connectivity	30,000	30,000	-	-	
Greenwood Water UV disinfection equipment & frame structure	375,000	-	-	-	375,000
Regional forcemain	750,000	-	-	750,000	
Trail erosion	125,000			-	125,000
<b>Total Projects not started</b>	<b>\$ 1,430,000</b>	<b>\$ 55,000</b>	<b>\$ -</b>	<b>\$ 875,000</b>	<b>\$ 500,000</b>



# 5 YEAR CAPITAL BUDGET

## Total Supported by Tax Rate

	Total	2018/19	2019/20	2020/21	2021/22	2022/23
Information Technology	\$ 1,056,000	\$ 401,000	\$ 200,000	\$ 230,000	\$ 110,000	\$ 115,000
Municipal Complex	1,150,000	-	1,000,000	50,000	50,000	50,000
Roads & Sidewalks	2,850,000	650,000	600,000	600,000	500,000	500,000
Building & Dev Services	80,000	55,000	-	25,000	-	-
Parks & Recreation	250,000	50,000	50,000	50,000	50,000	50,000
Total Municipal Infrastructure	\$ 5,386,000	\$1,156,000	\$1,850,000	\$ 955,000	\$ 710,000	\$ 715,000
Special Projects	8,464,549	650,000	1,562,910	3,225,819	1,512,910	1,512,910
<b>Supported by Tax Rate</b>	<b>\$ 13,850,549</b>	<b>\$1,806,000</b>	<b>\$3,412,910</b>	<b>\$ 4,180,819</b>	<b>\$2,222,910</b>	<b>\$2,227,910</b>



# 5 YEAR CAPITAL BUDGET – FUNDING

## Total Supported by Tax Rate

	Total	Operating Revenue	Federal/ Provincial Grants	Capital Reserves	Operating Reserves	Long Term Debt	Other Revenue
Information Technology	\$ 1,056,000		\$ -	\$1,056,000	\$ -	\$ -	\$ -
Municipal Complex	1,150,000		-	150,000	-	1,000,000	-
Roads & Sidewalks	2,850,000		1,000,000	1,850,000	-	-	-
Building & Dev Services	80,000		-	80,000	-	-	-
Parks & Recreation	250,000		-	125,000	125,000	-	-
<b>Total Municipal Infrastructure</b>	<b>\$ 5,386,000</b>	<b>\$ -</b>	<b>\$1,000,000</b>	<b>\$3,261,000</b>	<b>\$125,000</b>	<b>\$1,000,000</b>	<b>\$ -</b>
Special Projects	8,464,549	298,500	5,720,910	250,000	-	1,958,639	236,500
<b>Supported by Tax Rate</b>	<b>\$13,850,549</b>	<b>\$298,500</b>	<b>\$6,720,910</b>	<b>\$3,511,000</b>	<b>\$125,000</b>	<b>\$2,958,639</b>	<b>\$236,500</b>



# 5 YEAR CAPITAL BUDGET

## Total Supported by User Fees

	Total	2018/19	2019/20	2020/21	2021/22	2022/23
Municipal Sewer	\$ 7,090,000	\$1,360,000	\$1,285,000	\$1,490,000	\$1,495,000	\$1,460,000
Greenwood Water Utility	1,650,000	450,000	675,000	175,000	175,000	175,000
Regional Sewer	2,950,000	550,000	1,050,000	750,000	400,000	200,000
<b>Total Supported by User Fees</b>	<b>\$ 11,690,000</b>	<b>\$2,360,000</b>	<b>\$3,010,000</b>	<b>\$2,415,000</b>	<b>\$2,070,000</b>	<b>\$1,835,000</b>



# 5 YEAR CAPITAL BUDGET - FUNDING

## Total Supported by User Fees

	Total	Operating Revenue	Federal/ Provincial Grants	Capital Reserves	Operating Reserves	Long Term Debt	Other Revenue
Municipal Sewer	\$ 7,090,000	\$ -	\$ 5,680,000	\$ 1,285,000	\$ -	\$ -	\$ 125,000
Greenwood Water Utility	1,650,000	1,125,000	-	-	525,000	-	-
Regional Sewer	2,950,000	-	-	1,650,000	-	1,300,000	-
<b>Total Supported by User Fees</b>	<b>\$ 11,690,000</b>	<b>\$ 1,125,000</b>	<b>\$ 5,680,000</b>	<b>\$ 2,935,000</b>	<b>\$ 525,000</b>	<b>\$ 1,300,000</b>	<b>\$ 125,000</b>



# IT PROJECTS

## Plans for 2019/20 through 2022/23

		Totals for next 4 years
Network Upgrades	Asset replacements	\$ 100,000
Hardware Ever-greening	Asset replacements	330,000
Asset Management Software	Consulting, software licensing, training	100,000
Accounting software replacement	Consulting, software licensing, training	125,000
<b>IT Project Totals</b>		<b>\$ 655,000</b>



# OTHER MUNICIPAL INFRASTRUCTURE Plans for 2019/20 through 2022/23

		Totals for next 4 years
Sidewalk Construction	Mee Rd sidewalk 2019/20 and begin Scott Dr sidewalk 2020/21	\$ 2,000,000
Municipal Road Remediation	Years 2 and 3 year of road remediation program	200,000
Building & Development Vehicles	Replace 2010 Ford Ranger in in 2020/21	25,000
Trails Development	Trails development and upgrades	100,000
Park Facility Upgrades	Park facility upgrades	100,000
<b>Total Other Municipal Infrastructure</b>		<b>\$ 2,425,000</b>



# MUNICIPAL SEWER

## Plans for 2019/20 through 2022/23

		Totals for next 4 years
Lift Station Replacements	Replace 2 or 3 lift stations per year as needs identified	\$ 1,200,000
Sewer Treatment Plant Infrastructure Renewal	Pumps, blowers, aeration & other STP equipment replaced as needs identified	400,000
Sewer Collection System Line Replacements	2019/20 replacing sewer Chapel Rd in Canning (1973) and sewer Mee Rd in North Kentville (1972). 2020/21 begin replacing sewer Scott Dr in North Kentville (1973)	3,800,000
EPW Equip & Occup Health & Safety Equip	Replace equipment as needs are identified	100,000
EPW Service Vehicles	Replace 2 vehicles per year generally when 10 years old	230,000
<b>Total Municipal Sewer</b>		<b>\$ 5,730,000</b>



# GREENWOOD WATER UTILITY

## Plans for 2019/20 through 2022/23

		Totals for next 4 years
Production Well	Either construct water transmission main from new well to existing treatment plant or construct treatment facility on site	\$ 500,000
Water Distribution System Improvements	Water distribution asset replacements as needs identified	600,000
Water System Equipment	Water equipment asset replacements as need identified	100,000
<b>Total Greenwood Water Utility</b>		<b>\$ 1,200,000</b>



# REGIONAL SEWER

## Plans for 2019/20 through 2022/23

		Totals for next 4 years
Regional Sewer Replacement	2019/20 design phase, 2020/21 replace forcemains from Curling Club to Research Station, 2021/22 replace forcemains from RG5 (at Municipal Complex) to Curling Club, 2022/23 replace small section west of Regional Treatment plant, plus other as needs identified	\$ 150,000
Regional STP Aeration	2019/20 Replace aeration equipment in lagoon cells 1 & 2 and desludge	1,000,000
<b>Total Regional Sewer</b>		<b>\$ 1,150,000</b>



# SPECIAL OR CONTINGENT PROJECTS

## Plans for 2019/20 through 2022/23

		Totals for next 4 years
Green initiatives	Design and construct bio-waste generator	\$ 250,000
Broadband	Construction of broadband expansion network (subject to Connect to Innovate grant and results of business plan)	7,564,549
Solar	Future development subject to results of study and availability of grant funding or COMFIT programs	-
Wind	Future development subject to results of feasibility study and availability of grant funding or partnership opportunities	-
Light Manufacturing Park	Future development subject to results of development study and availability of provincial and partner funding opportunities	-
J-Class Roads	Long-term negotiated road re-surfacing plan agreement with Province	-
<b>Total Special/Contingent Projects</b>		<b>\$ 7,814,549</b>



QUESTIONS?

